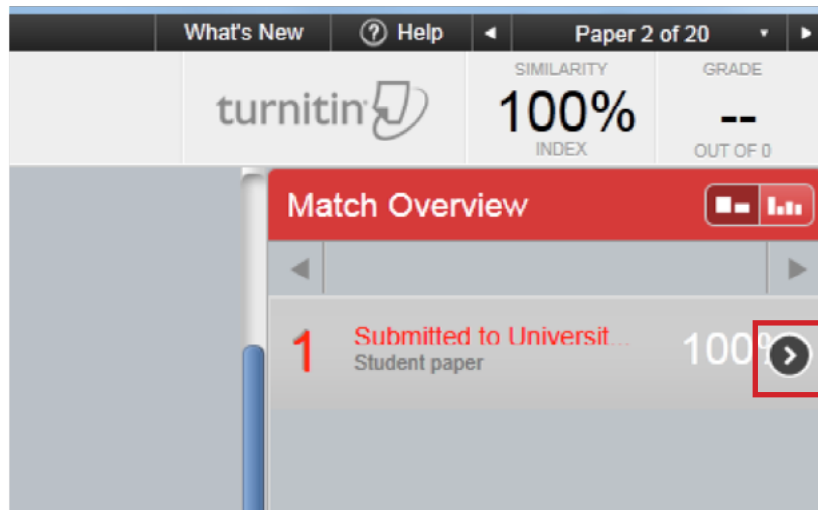
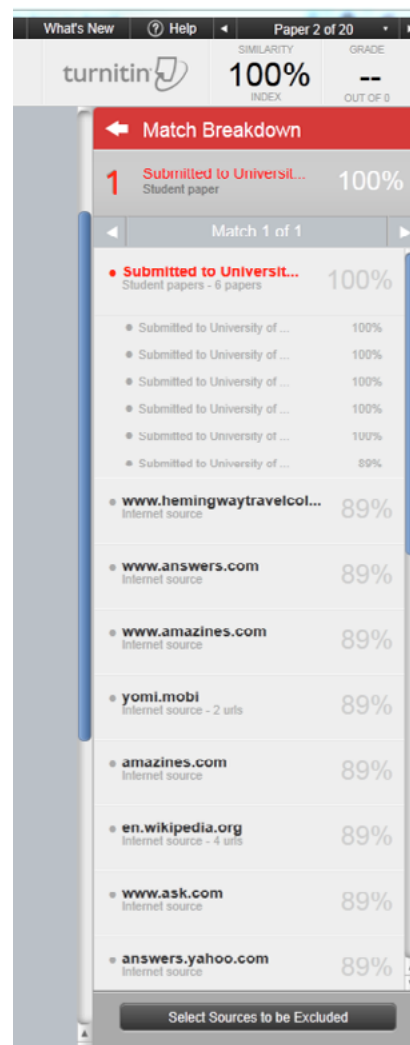


Turnitin: the originality report only shows one matching source but are there underlying sources?

When you view an originality report for a piece of student work you might find something like this:



It looks like there is only one match, but it may be there are underlying matches to other sources. In this case there are as indicated by the small arrow on the right which appears when you position the mouse cursor over the source. To view the underlying sources click on the arrow to reveal a list.

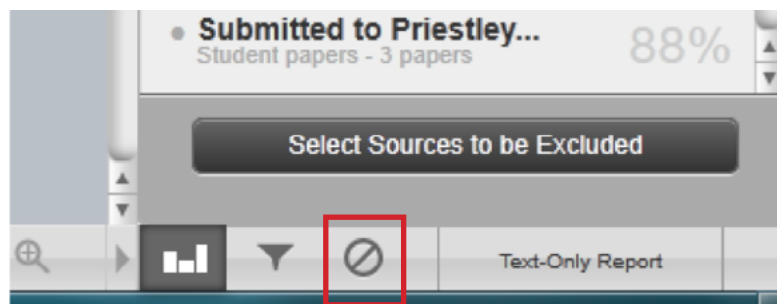


In this case there are a number of matches, some with other university submissions, and others with Internet sources. Each of the sources shown can be clicked on to either take you to the web site or make a request to view the matching paper (to the instructor whose course the paper has been submitted to).

At the bottom of the list is a button that allows you to select sources in the list to be ignored.

Percentages show how much of the paper is matched in each of the sources listed.

Matching sources that have been ignored can be restored using the button at the bottom of the page.



Help and support

If you would like to know more please contact the Learning Technologies Team (see below) or talk to your local faculty-based Learning Technologist.

Technology Enhanced Learning
tel@plymouth.ac.uk
+44 (0)1752 587 600

This and other information is available from
<http://technologyenhancedlearning.net>